

## ***Program Multi-Site Report for CESA 5***

---

### ***Report by Domain***

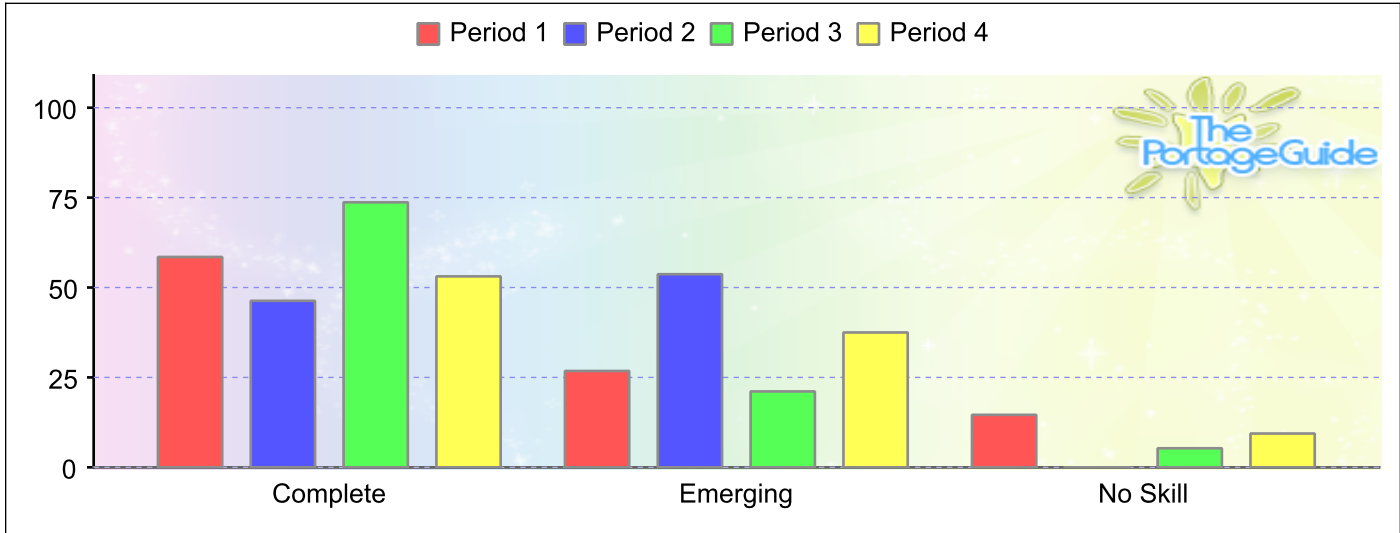
---

***Includes results from Observations between 08/01/2008 and 06/30/2009***

---

The following report includes information regarding the progress of children across time based on completed observations from Time 1, Time 2, Time 3, and Time 4. Results are organized by Site, Domain and Strand. Results represent the average percentage of completed, emerging and no skill items for each site with completed observations. If a strand is missing for a particular site that indicates no observations were completed for that strand between the observation dates selected.

Portage Academy

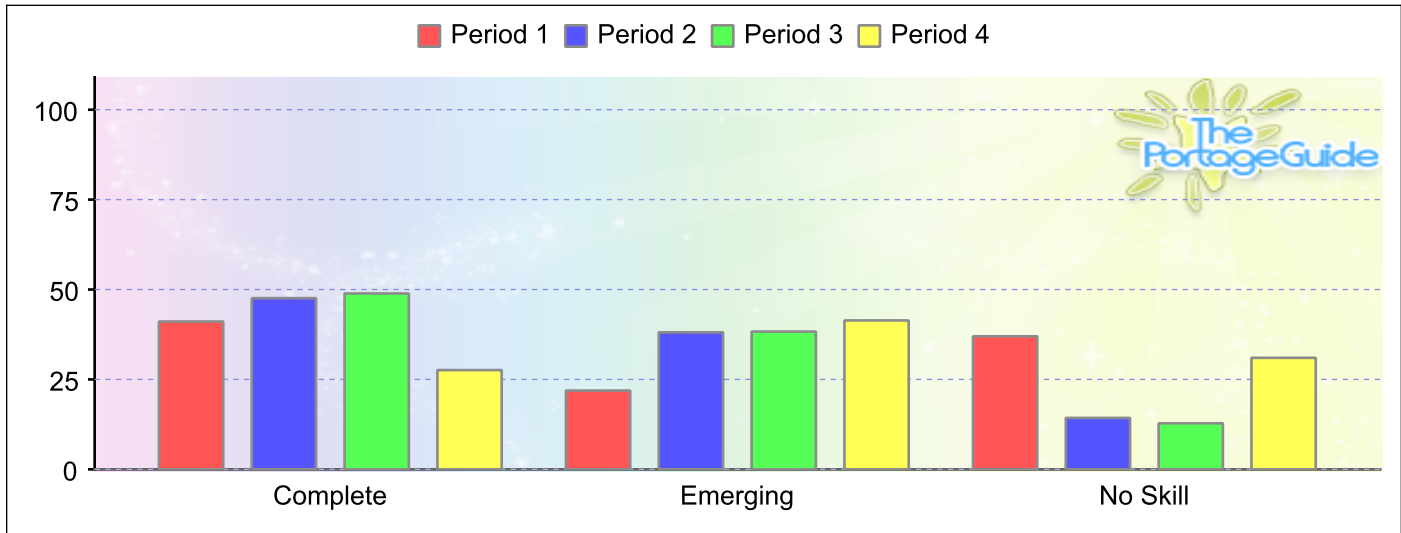


**Performance Summary**

Communication	Period 1	Period 2	Period 3	Period 4
Total Children	8	8	8	8
Children with Observations	8	8	8	6
Completed Skills	58.5	46.3	73.7	53.1
Emerging Skills	26.8	53.7	21.1	37.5
No Skills	14.6	0.0	5.3	9.4

<b>Gain Summary</b>	Completed Skills
Time 1 - Time 2	-12.2
Time 2 - Time 3	27.3
Time 1 - Time 3	15.1
Time 3 - Time 4	-20.6
Time 1 - Time 4	-5.4

Portage Academy

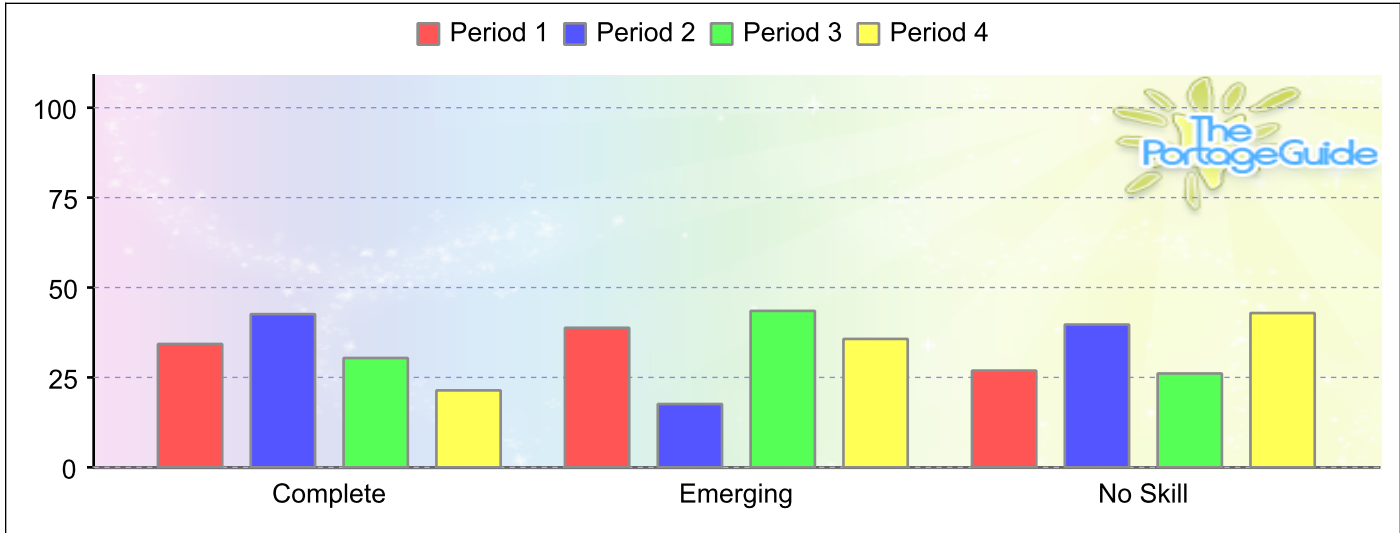


**Performance Summary**

Speech and Language	Period 1	Period 2	Period 3	Period 4
Total Children	8	8	8	8
Children with Observations	8	8	8	6
Completed Skills	41.1	47.6	48.9	27.6
Emerging Skills	21.9	38.1	38.3	41.4
No Skills	37.0	14.3	12.8	31.0

<b>Gain Summary</b>	Completed Skills
Time 1 - Time 2	6.5
Time 2 - Time 3	1.3
Time 1 - Time 3	7.8
Time 3 - Time 4	-21.3
Time 1 - Time 4	-13.5

Portage Academy

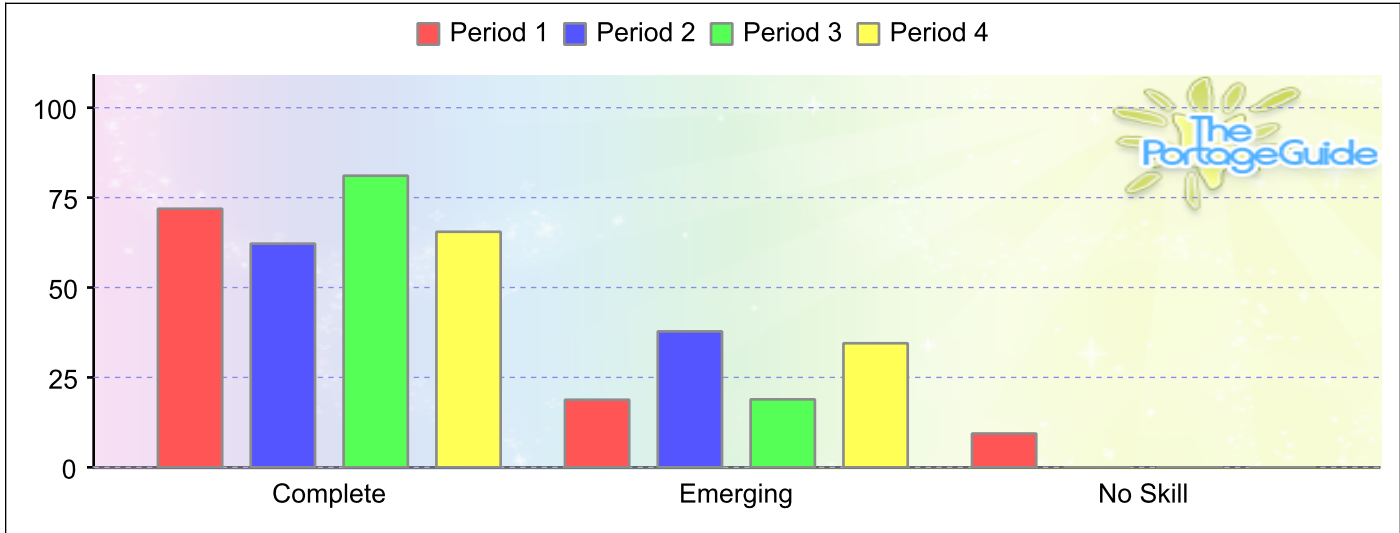


**Performance Summary**

Early Reading	Period 1	Period 2	Period 3	Period 4
Total Children	8	8	8	8
Children with Observations	8	8	8	6
Completed Skills	34.3	42.6	30.4	21.4
Emerging Skills	38.8	17.6	43.5	35.7
No Skills	26.9	39.7	26.1	42.9

<b>Gain Summary</b>	Completed Skills
Time 1 - Time 2	8.3
Time 2 - Time 3	-12.2
Time 1 - Time 3	-3.9
Time 3 - Time 4	-9.0
Time 1 - Time 4	-12.9

Portage Academy

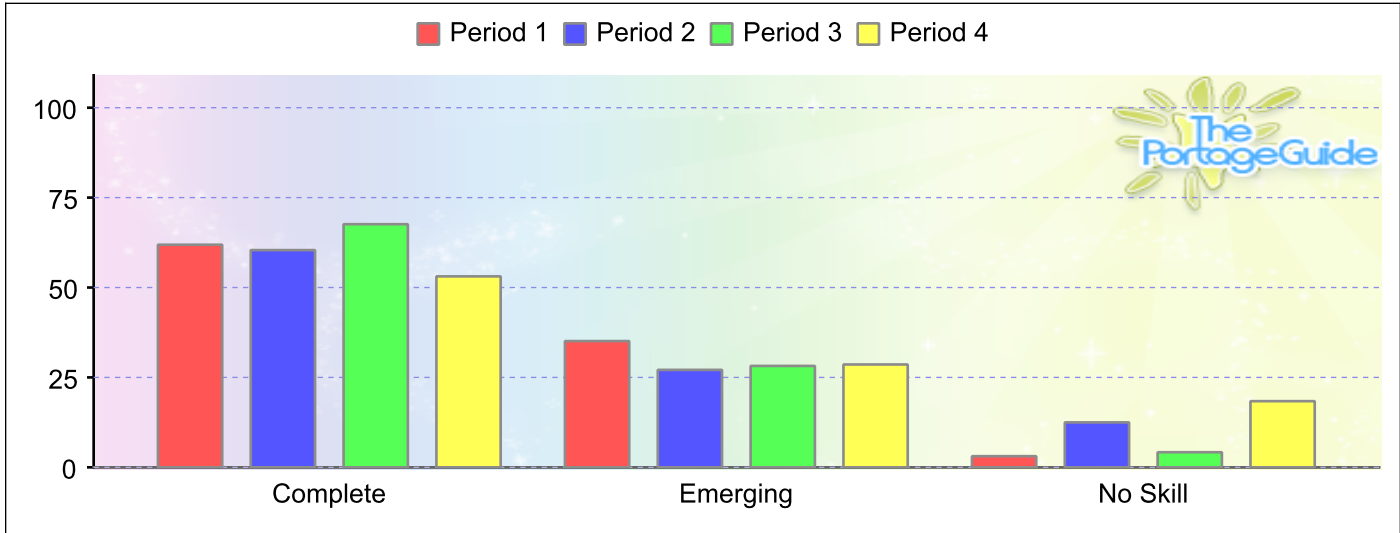


**Performance Summary**

Relationships	Period 1	Period 2	Period 3	Period 4
Total Children	8	8	8	8
Children with Observations	8	8	8	7
Completed Skills	71.9	62.2	81.1	65.5
Emerging Skills	18.8	37.8	18.9	34.5
No Skills	9.4	0.0	0.0	0.0

<b>Gain Summary</b>	Completed Skills
Time 1 - Time 2	-9.7
Time 2 - Time 3	19.0
Time 1 - Time 3	9.3
Time 3 - Time 4	-15.6
Time 1 - Time 4	-6.4

Portage Academy

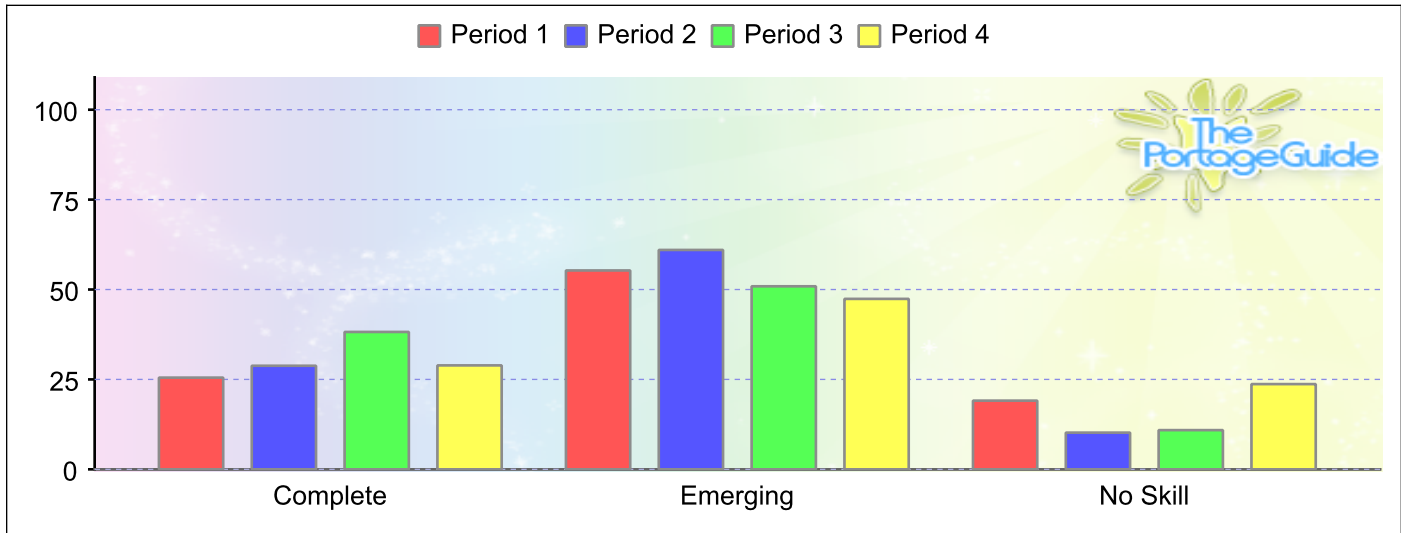


**Performance Summary**

Emotional Response	Period 1	Period 2	Period 3	Period 4
Total Children	8	8	8	8
Children with Observations	8	8	8	7
Completed Skills	61.9	60.4	67.6	53.1
Emerging Skills	35.1	27.1	28.2	28.6
No Skills	3.1	12.5	4.2	18.4

<b>Gain Summary</b>	Completed Skills
Time 1 - Time 2	-1.4
Time 2 - Time 3	7.2
Time 1 - Time 3	5.7
Time 3 - Time 4	-14.5
Time 1 - Time 4	-8.8

Portage Academy

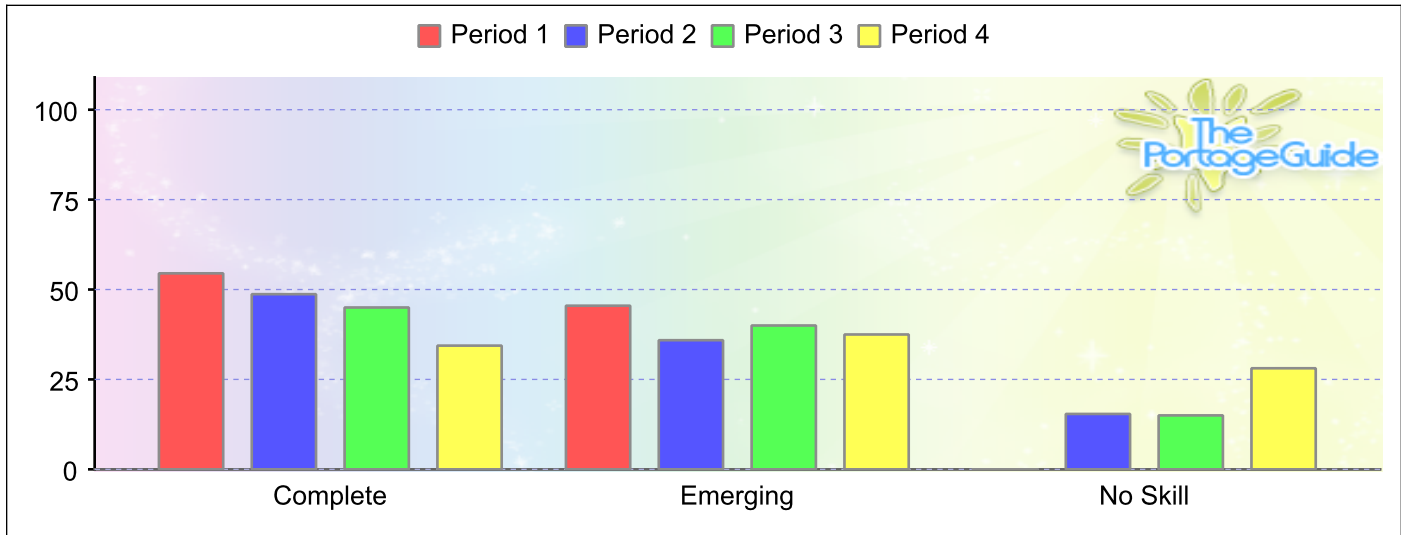


**Performance Summary**

Interactions with Others	Period 1	Period 2	Period 3	Period 4
Total Children	8	8	8	8
Children with Observations	7	8	8	6
Completed Skills	25.5	28.8	38.2	28.9
Emerging Skills	55.3	61.0	50.9	47.4
No Skills	19.1	10.2	10.9	23.7

<b>Gain Summary</b>	Completed Skills
Time 1 - Time 2	3.3
Time 2 - Time 3	9.4
Time 1 - Time 3	12.6
Time 3 - Time 4	-9.2
Time 1 - Time 4	3.4

Portage Academy

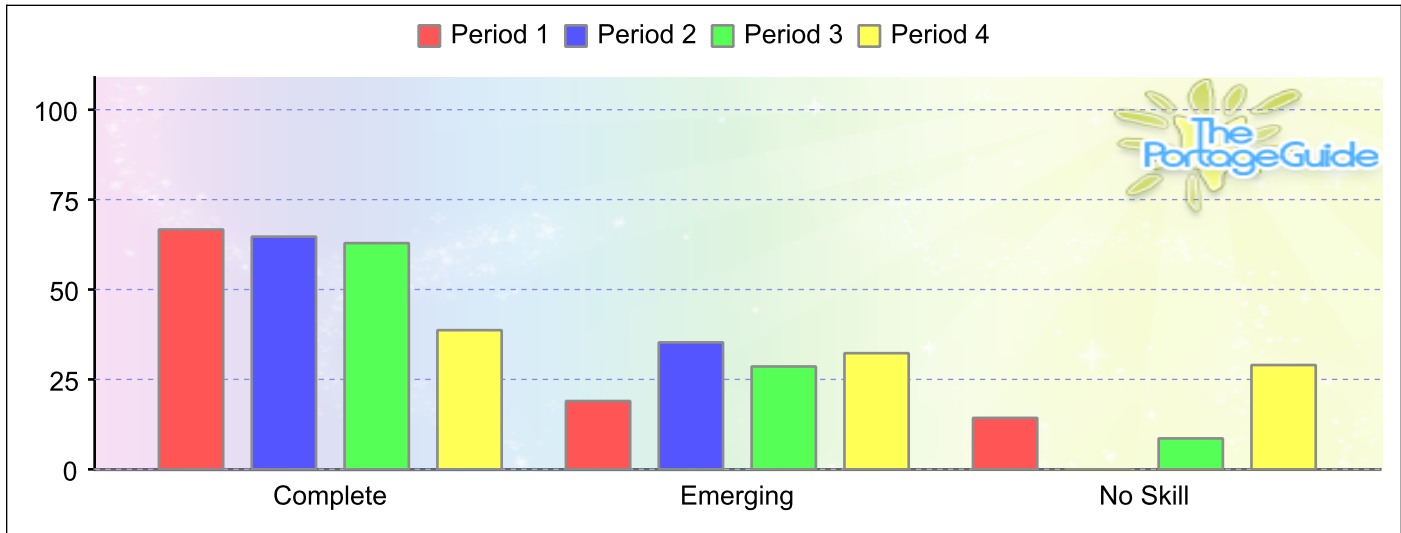


**Performance Summary**

Social Play Development	Period 1	Period 2	Period 3	Period 4
Total Children	8	8	8	8
Children with Observations	7	8	8	6
Completed Skills	54.5	48.7	45.0	34.4
Emerging Skills	45.5	35.9	40.0	37.5
No Skills	0.0	15.4	15.0	28.1

<b>Gain Summary</b>	Completed Skills
Time 1 - Time 2	-5.8
Time 2 - Time 3	-3.7
Time 1 - Time 3	-9.5
Time 3 - Time 4	-10.6
Time 1 - Time 4	-20.2

Portage Academy

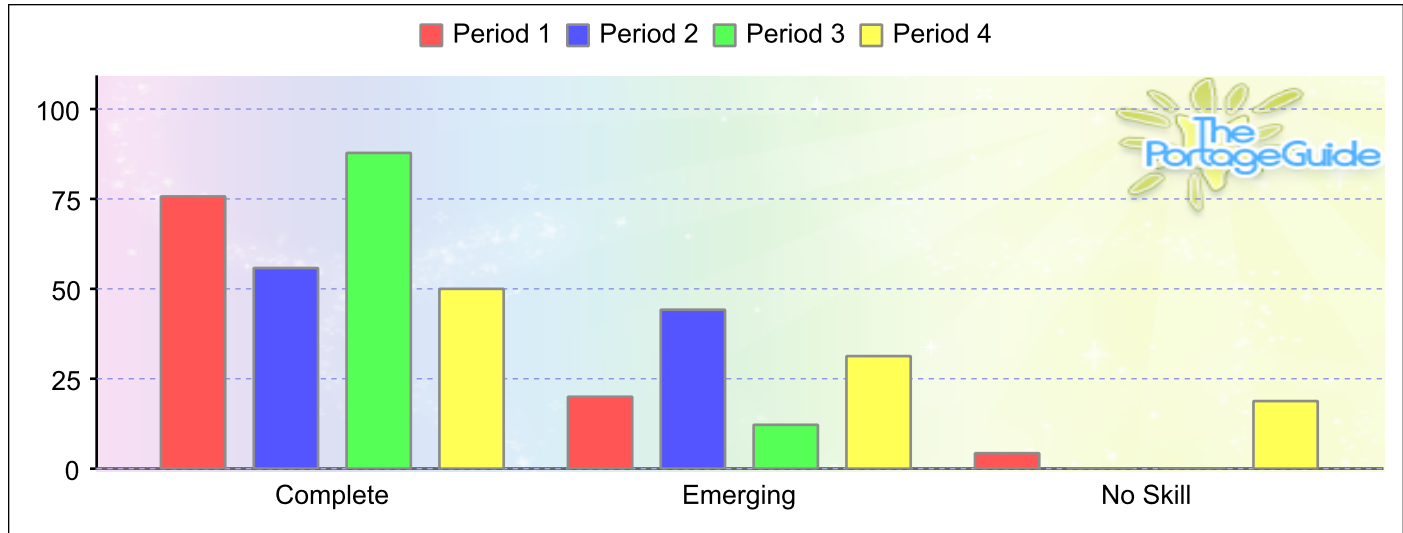


**Performance Summary**

Creative Self-Expression	Period 1	Period 2	Period 3	Period 4
Total Children	8	8	8	8
Children with Observations	7	8	8	6
Completed Skills	66.7	64.7	62.9	38.7
Emerging Skills	19.0	35.3	28.6	32.3
No Skills	14.3	0.0	8.6	29.0

<b>Gain Summary</b>	Completed Skills
Time 1 - Time 2	-2.0
Time 2 - Time 3	-1.8
Time 1 - Time 3	-3.8
Time 3 - Time 4	-24.1
Time 1 - Time 4	-28.0

Portage Academy

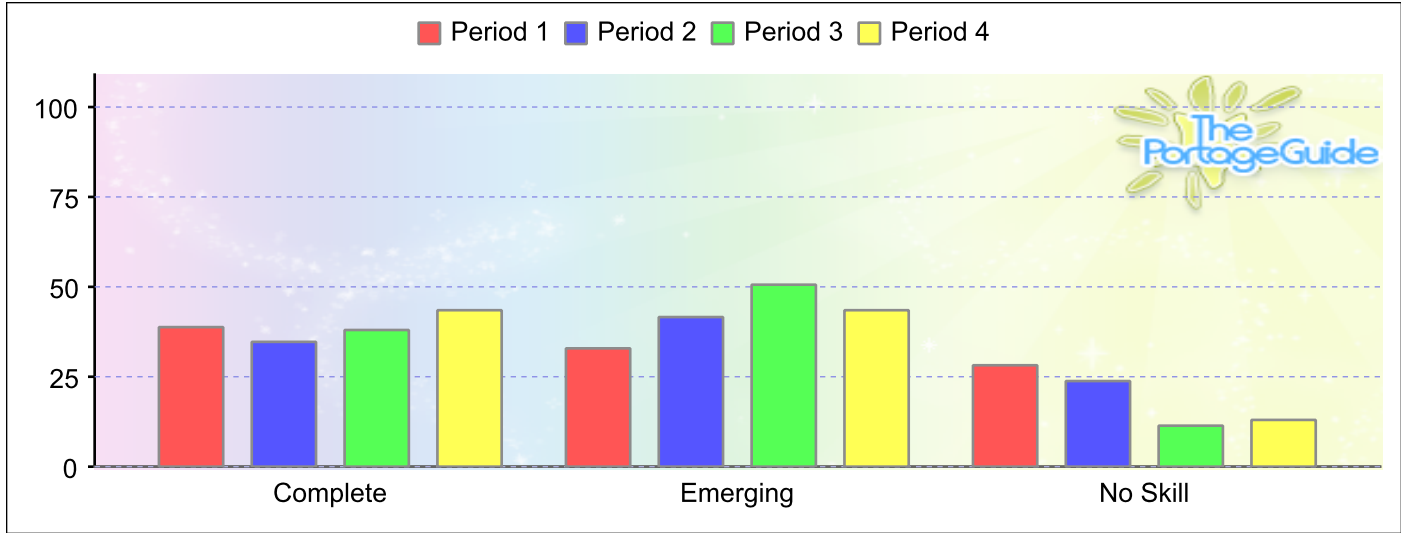


**Performance Summary**

Perceptual Development	Period 1	Period 2	Period 3	Period 4
Total Children	8	8	8	8
Children with Observations	8	8	8	6
Completed Skills	75.7	55.8	87.8	50.0
Emerging Skills	20.0	44.2	12.2	31.3
No Skills	4.3	0.0	0.0	18.8

<b>Gain Summary</b>	Completed Skills
Time 1 - Time 2	-19.9
Time 2 - Time 3	31.9
Time 1 - Time 3	12.0
Time 3 - Time 4	-37.8
Time 1 - Time 4	-25.7

Portage Academy

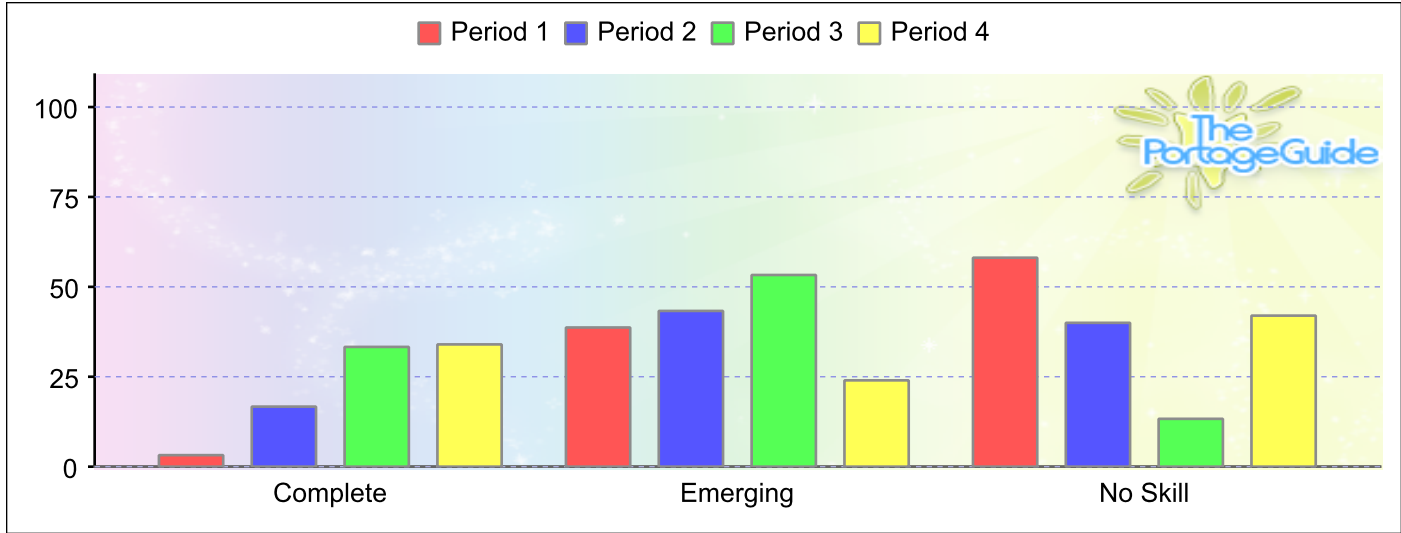


**Performance Summary**

Critical Thinking	Period 1	Period 2	Period 3	Period 4
Total Children	8	8	8	8
Children with Observations	8	8	8	6
Completed Skills	38.8	34.7	38.0	43.5
Emerging Skills	32.9	41.6	50.6	43.5
No Skills	28.2	23.8	11.4	13.0

<b>Gain Summary</b>	Completed Skills
Time 1 - Time 2	-4.2
Time 2 - Time 3	3.3
Time 1 - Time 3	-0.8
Time 3 - Time 4	5.5
Time 1 - Time 4	4.7

Portage Academy

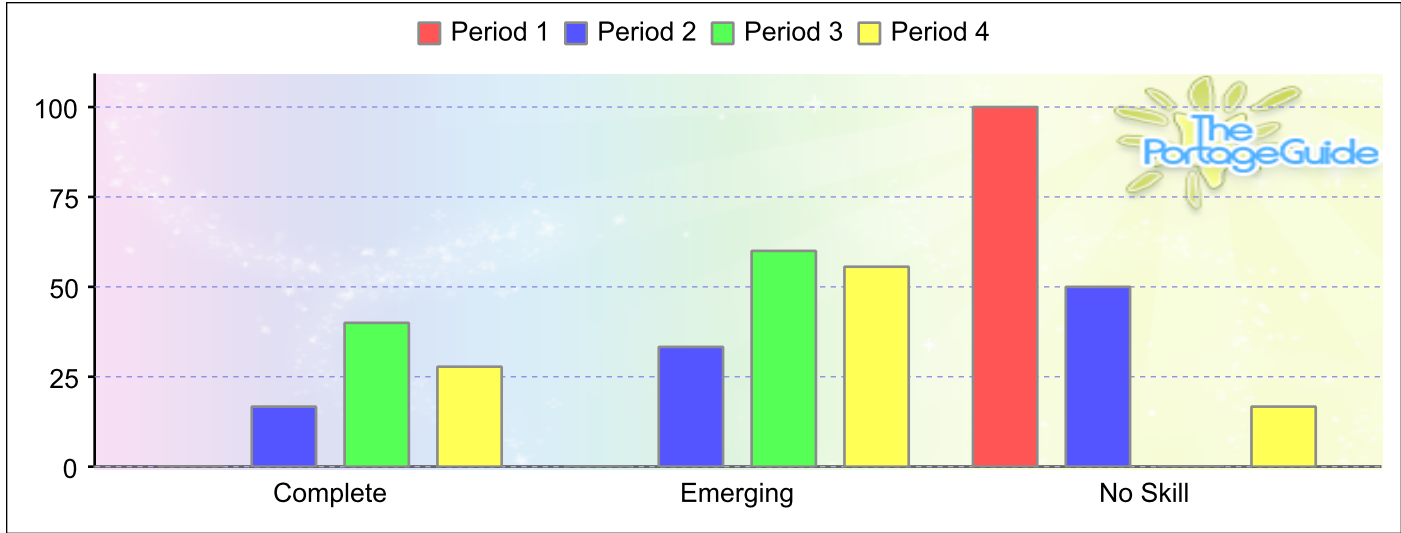


**Performance Summary**

Early Math	Period 1	Period 2	Period 3	Period 4
Total Children	8	8	8	8
Children with Observations	5	7	7	6
Completed Skills	3.2	16.7	33.3	34.0
Emerging Skills	38.7	43.3	53.3	24.0
No Skills	58.1	40.0	13.3	42.0

<b>Gain Summary</b>	Completed Skills
Time 1 - Time 2	13.4
Time 2 - Time 3	16.7
Time 1 - Time 3	30.1
Time 3 - Time 4	0.7
Time 1 - Time 4	30.8

Portage Academy

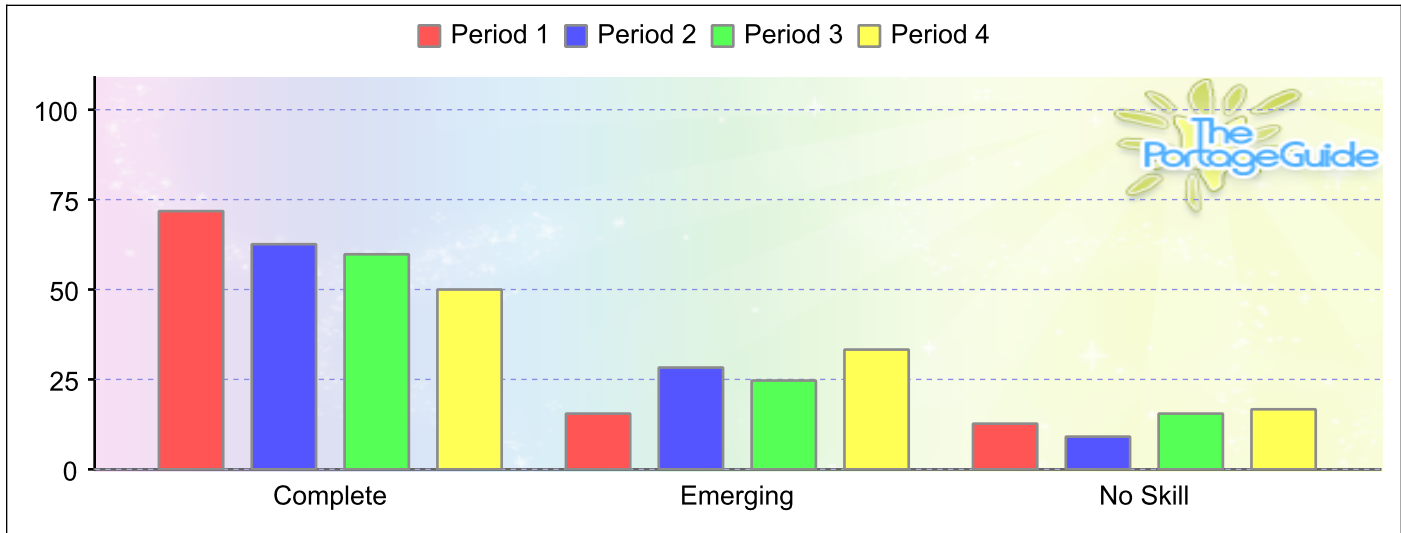


**Performance Summary**

Science	Period 1	Period 2	Period 3	Period 4
Total Children	8	8	8	8
Children with Observations	1	5	6	6
Completed Skills	0.0	16.7	40.0	27.8
Emerging Skills	0.0	33.3	60.0	55.6
No Skills	100.0	50.0	0.0	16.7

<b>Gain Summary</b>	Completed Skills
Time 1 - Time 2	16.7
Time 2 - Time 3	23.3
Time 1 - Time 3	40.0
Time 3 - Time 4	-12.2
Time 1 - Time 4	27.8

Portage Academy

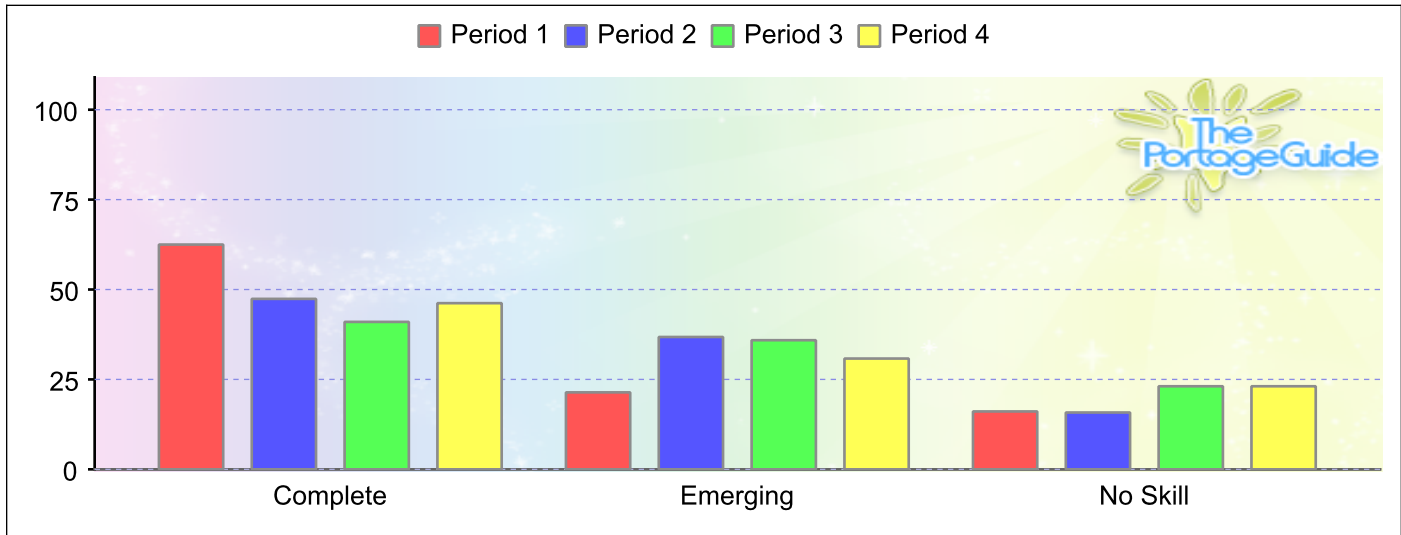


**Performance Summary**

Large Motor	Period 1	Period 2	Period 3	Period 4
Total Children	8	8	8	8
Children with Observations	8	8	8	6
Completed Skills	71.8	62.6	59.8	50.0
Emerging Skills	15.5	28.3	24.7	33.3
No Skills	12.7	9.1	15.5	16.7

<b>Gain Summary</b>	Completed Skills
Time 1 - Time 2	-9.2
Time 2 - Time 3	-2.8
Time 1 - Time 3	-12.0
Time 3 - Time 4	-9.8
Time 1 - Time 4	-21.8

Portage Academy

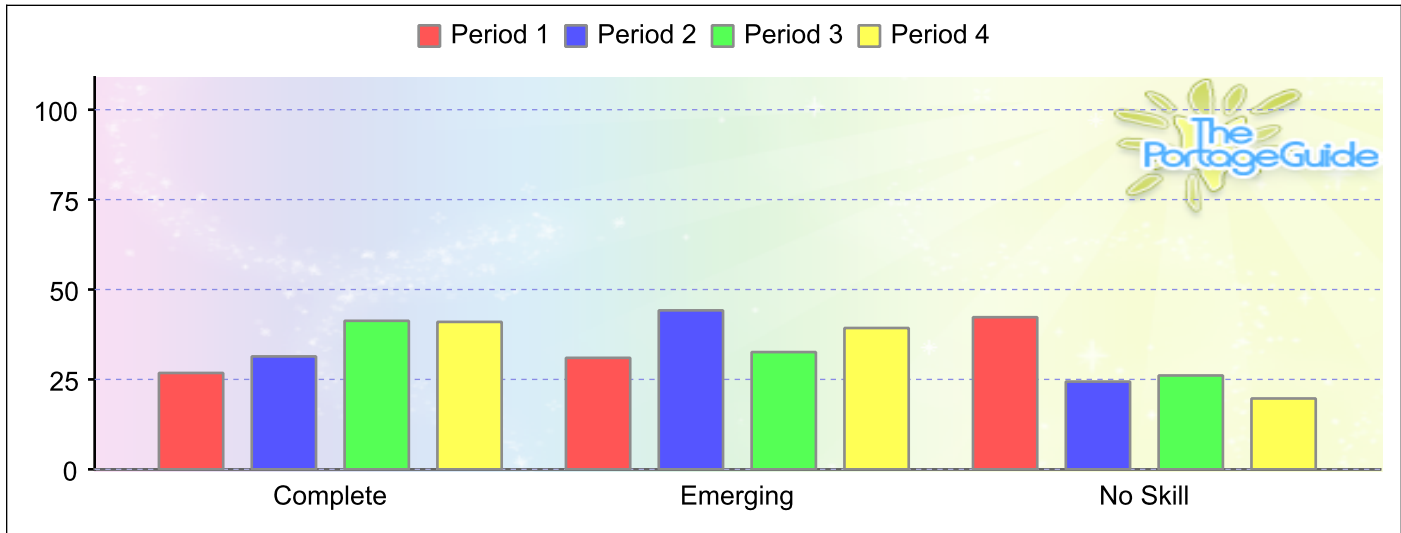


**Performance Summary**

Small Motor	Period 1	Period 2	Period 3	Period 4
Total Children	8	8	8	8
Children with Observations	8	8	8	6
Completed Skills	62.5	47.4	41.0	46.2
Emerging Skills	21.4	36.8	35.9	30.8
No Skills	16.1	15.8	23.1	23.1

<b>Gain Summary</b>	Completed Skills
Time 1 - Time 2	-15.1
Time 2 - Time 3	-6.3
Time 1 - Time 3	-21.5
Time 3 - Time 4	5.1
Time 1 - Time 4	-16.3

Portage Academy

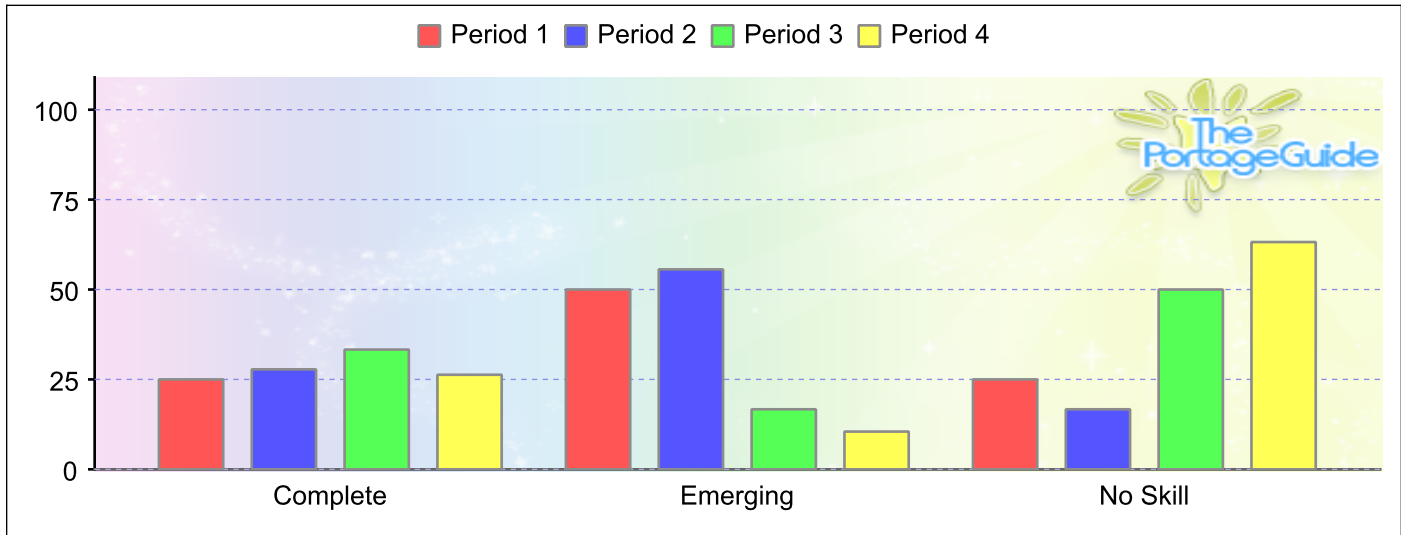


**Performance Summary**

Independence	Period 1	Period 2	Period 3	Period 4
Total Children	8	8	8	8
Children with Observations	8	8	8	6
Completed Skills	26.8	31.4	41.3	41.0
Emerging Skills	31.0	44.2	32.6	39.3
No Skills	42.3	24.4	26.1	19.7

<b>Gain Summary</b>	Completed Skills
Time 1 - Time 2	4.6
Time 2 - Time 3	9.9
Time 1 - Time 3	14.5
Time 3 - Time 4	-0.3
Time 1 - Time 4	14.2

Portage Academy

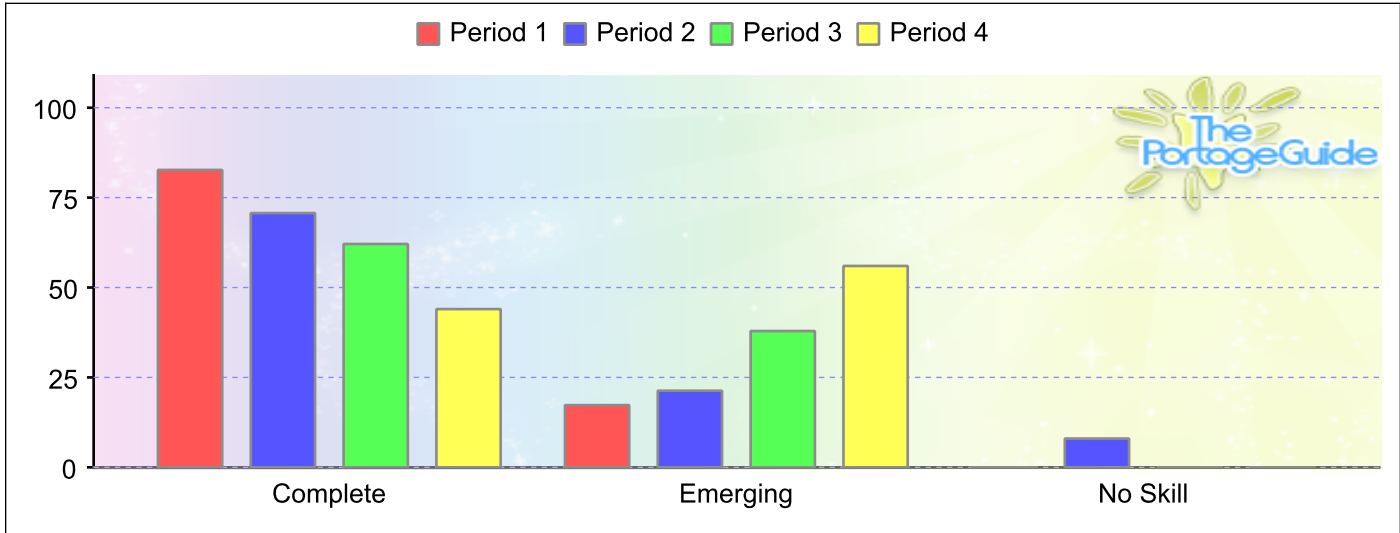


**Performance Summary**

Early Writing	Period 1	Period 2	Period 3	Period 4
Total Children	8	8	8	8
Children with Observations	6	8	8	6
Completed Skills	25.0	27.8	33.3	26.3
Emerging Skills	50.0	55.6	16.7	10.5
No Skills	25.0	16.7	50.0	63.2

<b>Gain Summary</b>	Completed Skills
Time 1 - Time 2	2.8
Time 2 - Time 3	5.6
Time 1 - Time 3	8.3
Time 3 - Time 4	-7.0
Time 1 - Time 4	1.3

Portage Academy

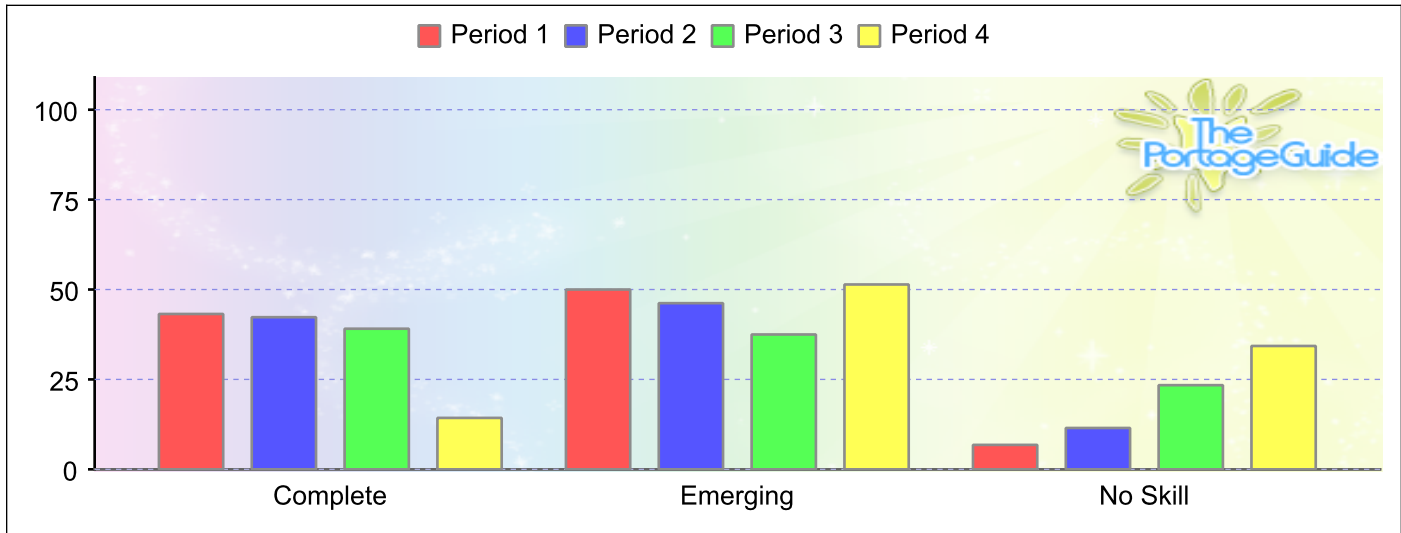


**Performance Summary**

Senses	Period 1	Period 2	Period 3	Period 4
Total Children	8	8	8	8
Children with Observations	8	8	8	6
Completed Skills	82.7	70.7	62.1	44.0
Emerging Skills	17.3	21.3	37.9	56.0
No Skills	0.0	8.0	0.0	0.0

<b>Gain Summary</b>	Completed Skills
Time 1 - Time 2	-12.0
Time 2 - Time 3	-8.6
Time 1 - Time 3	-20.6
Time 3 - Time 4	-18.1
Time 1 - Time 4	-38.7

Portage Academy



**Performance Summary**

Self-Regulation	Period 1	Period 2	Period 3	Period 4
Total Children	8	8	8	8
Children with Observations	8	8	8	6
Completed Skills	43.2	42.3	39.1	14.3
Emerging Skills	50.0	46.2	37.5	51.4
No Skills	6.8	11.5	23.4	34.3

<b>Gain Summary</b>	Completed Skills
Time 1 - Time 2	-0.9
Time 2 - Time 3	-3.2
Time 1 - Time 3	-4.1
Time 3 - Time 4	-24.8
Time 1 - Time 4	-28.9